

Lifewave Wholesale Enrollment Kit Tutorial

The Lifewave website is not user-friendly for most, and many people need extra help to navigate their way through the wholesale enrollment process.

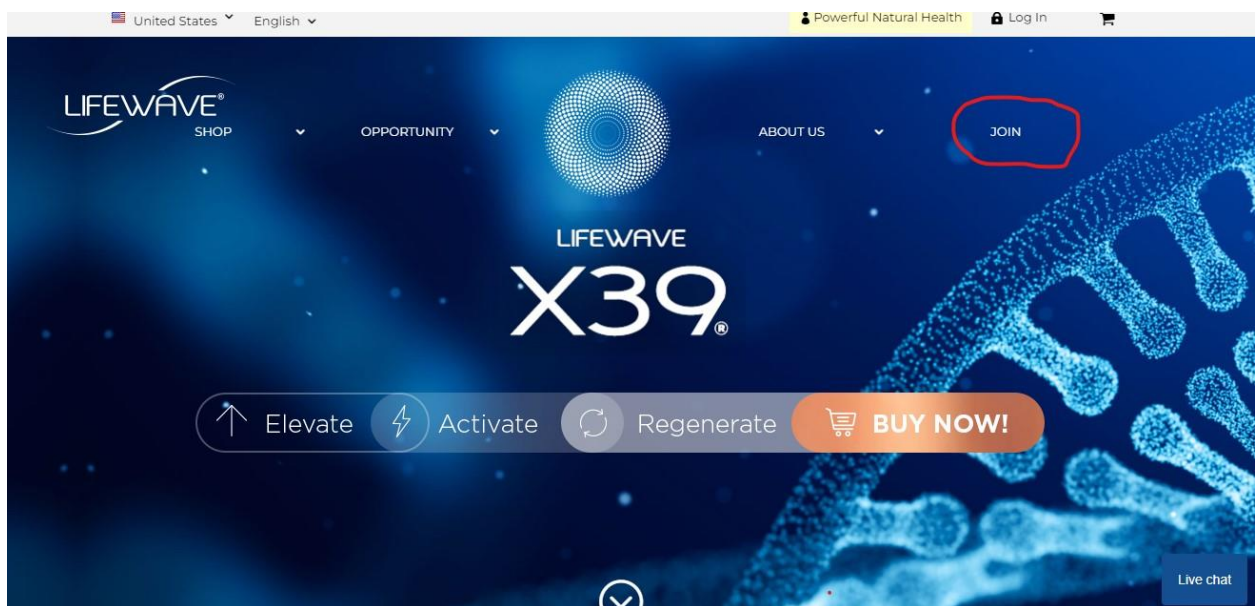
I have provided screenshots of each screen you will encounter as you move through the website—so just follow along and you shouldn't encounter any problems.

STEP 1:

Go to the following link: <https://www.lifewave.com/powerfulhealth>

STEP 2:

Click on the “Join” button at the top right of the page, as seen in the screenshot below. I have circled the button in red:



STEP 3:

On the next screen, you will select the “Enrollment Silver” Kit. Click the “Select” button, as seen in this screenshot. I have circled the button for you:

United States English Powerful Natural Health Log In

LIFEWAVE SHOP OPPORTUNITY ABOUT US JOIN

Referrer Selection Enrollment Kit Selection Enrollment Shopping Add/Edit Monthly Subscription Items Personal Information Review your information Enrollment Complete

Enrollment Kit Selection

What it includes	Enrollment Starter	Enrollment Bronze	Enrollment Silver	Enrollment Gold	Enrollment Platinum	Enrollment Diamond
	SELECT	SELECT	SELECT	SELECT	SELECT	SELECT
Price	\$25.00 USD	\$124.95 USD	\$299.95 USD	\$499.95 USD	\$999.95 USD	\$1,599.95 USD
PV	0	77	165	275	350	390 on enrollment and then

Live chat

STEP 4:

On the next screen you will see a pre-loaded cart. You do not need the patches Lifewave has preselected for you, so remove them from the cart. The following screenshot has the area circled:

Lifewave | Elevate, Activate, Rego x

lifewave.com/powerfulhealth/enrollment/productlist

United States English Powerful Natural Health Log In

LIFEWAVE SHOP OPPORTUNITY ABOUT US JOIN

Referrer Selection Enrollment Kit Selection Enrollment Shopping Add/Edit Monthly Subscription Items Personal Information Review your information Enrollment Complete

[Back to Kit Selection Page](#)

Enrollment Silver

Welcome to your Kit Customization! Your kit is currently ready to go. But if you'd like to customize it, just remove any items and add new ones from the categories on the left.

Skin Care +

Nutritional Supplements +

Item	Description	Quantity
	LIFEWAVE X39® PATCHES 39000.022.009	3

Your enrollment kit is now complete! Please click the "continue" button to proceed.

[Back to Kit Selection Page](#) CONTINUE Live chat

STEP 5:

Locate and click on the button titled “Patches”, found on the left of your current screen. The plus sign pictured below will activate the drop-down box:

Enrollment Silver

Welcome to your Kit Customization! Your kit is currently ready to go. But if you'd like to customize it, just remove any items and add new ones from the categories on the left.

Item	Description	Quantity
	ENROLLMENT SALES AIDS ENRSA-USA-EN English	1

Add more items. Please add products until your enrollment kit is full and your order is complete.

[CONTINUE](#) [Live chat](#)

STEP 6:

Now you will see all the patches. Click twice on the “ADD” button next to the patch called “Energy Enhancer Patches”. You will need two for the detox:






Item	Description	Quantity
	ENERGY ENHANCER PATCHES 31001.022.001	2
	Y-AGE GLUTATHIONE PATCHES 36001.022.001	1
	Y-AGE CARNOSINE PATCHES 36551.022.001	1
	Y-AGE AEON PATCHES 36552.022.001	1
	SP6 COMPLETE PATCHES 38001.022.001	1

Your enrollment kit is now complete! Please click the "continue" button to proceed.

[CONTINUE](#) [Live chat](#)

STEP 7:

Scroll down through the patches and click “ADD” for Y-Age Glutathione, Y-Age Carnosine, Y-Age Aeon, and SP6 Complete patches. Once you have added all the patches mentioned in step 6 and 7, your cart will look like this:

Item	Description	Quantity	
	ENERGY ENHANCER PATCHES 31001.022.001	<input type="text" value="2"/>	×
	Y-AGE GLUTATHIONE PATCHES 36001.022.001	<input type="text" value="1"/>	×
	Y-AGE CARNOSINE PATCHES 36551.022.001	<input type="text" value="1"/>	×
	Y-AGE AEON PATCHES 36552.022.001	<input type="text" value="1"/>	×
	SP6 COMPLETE PATCHES 38001.022.001	<input type="text" value="1"/>	×

STEP 8:

Now that your cart is filled, you will move to the next screen. Click “Continue” at the bottom of the screen:

lifewave.com/powerfulhealth/enrollment/productlist

Item	Description	Quantity
	ENERGY ENHANCER PATCHES 31001.022.001	2
	Y-AGE GLUTATHIONE PATCHES 36001.022.001	1
	Y-AGE CARNOSINE PATCHES 36551.022.001	1
	Y-AGE AEON PATCHES 36552.022.001	1
	SP6 COMPLETE PATCHES 38001.022.001	1

Your enrollment kit is now complete! Please click the "continue" button to proceed.

[CONTINUE](#) [Live chat](#)

[Back to Kit Selection Page](#)

STEP 9:

The next screen allows you to set up auto ship. Click the plus sign next to the "Patches" drop-down box on the left. Then, add the X39 patches and Y-Age Kit patches for daily maintenance beyond the detox.

- X39® & X49™ Performance Bundle



X39® & X49™ Performance Bundle

\$179.95 USD

+ Aromatherapy

- Patches

- LifeWave X39®



LifeWave X39® Patches

\$99.95 USD



LifeWave X39® Patches Bundle of 20 Sleeves

\$1,629.00 USD

+ LifeWave X49™

- Stamina & Performance



Y-Age System Kit

\$149.85 USD

Live chat

STEP 10:

You will want the autoship order set up so you can benefit from a daily supply of the patches. (You can always change your autoship options later.) Click on “Save”:

+ Aromatherapy

+ Patches

+ Nutritional Supplements

+ Skin Care

+ Sales Tools

+ Merchandise

DO NOT SET A MONTHLY SUBSCRIPTION ORDER FOR NOW

SAVE

STEP 11:

Now enter your information. Be sure and agree to their Terms and Conditions. Click “Submit”:

The screenshot shows a web browser at the URL lifewave.com/powerfulhealth/enrollment/enrolleeinfo. The page features a progress bar with seven steps: Referrer Selection, Enrollment Kit Selection, Enrollment Shopping, Add/Edit Monthly Subscription Items (current step), Personal Information, Review your information, and Enrollment Complete. The 'Personal Information' section includes a form with the following fields:

- Personal Information**
 - FIRST NAME * (with sub-field First Name)
 - MIDDLE NAME (with sub-field Middle Name)
 - LAST NAME * (with sub-field Last Name)
 - COMPANY (with sub-field Company)
 - GENDER * (with dropdown menu, currently set to 'Prefer not to say')
- Your Enroller**
 - Carrie Brown ID# 1622975
 - carriebrown_nd@powerfulnaturalhealth.com
- Order Summary**
 - TODAY'S ORDER
 - Table with columns: Description, QTY, Price
 - Row: Silver Kit, 1, \$299.95

A 'Live chat' button is visible in the bottom right corner.

STEP 12 & 13:

On the last two pages you will find a review of the cart and personal information.
Click “Submit”

Congratulations!

You just finished setting up your wholesale account with Lifewave.

And the serious work of getting healthy starts now!

Now head back over to our group and finish what you started...